

LWA™ UX Series

LED Commercial Wrap Luminaire

DESCRIPTION

The Aleo LWA™ UX Series Commercial Wrap Luminaire delivers industry-leading performance with deep energy savings and continuous dimming. Low profile design offers easy handling and storage. This versatile luminaire produces energy-efficient, comfortable illumination for a myriad of applications.

APPLICATIONS

Excellent for general utility applications: storage closets, restrooms, hallways, corridors, stairwells.



LWA UX Series

4' 40W/35W/30W

Specification Features



Construction

Modular LED and driver allows for serviceability and maintenance. Luminaire features matte white durable finish. Diffuser requires no additional frame or fastener for easy installation.

Optical System

Reflector systems features highly reflective coating and delivers balanced, comfortable illuminance for productive spaces. Diffuser lens reduces glare and improves occupant comfort while maintaining high efficiency emission.

Certification

UL Listed. All components have UL certification. UL Class 2. Driver: SCP, OTP, OVP protection, FCC Part 15 Class B, UL8750 Class 2. DLC 5.1 Standard QPL Listed.

Warranty

7-year Limited Warranty. See warranty documentation for more information.

Electrical

Luminaire utilizes high-efficacy LED packages maintained at cool temperatures for long life, high efficacy. Reliable driver features continuous dimming. Universal voltage (120-277V) for convenient installation. Comes equipped with luminaire quick-disconnect.

Installation / Mounting

Luminaire back housing includes holes and slots for various mounting methods.

Controls / Dimming

Continuous dimming (0-10V) comes standard. Suitable for use with dimmers, sensors, daylight harvesting and other control strategies to achieve deeper energy-savings and code compliance.

Field Adjustable CCT

Increased versatility and reduced inventory burden. Color Temp. can be adjusted in the field by selecting (3) different CCTs via switch on driver box

Rated Life 75,000 hours
Limited Warranty 7-years
Efficacy Up to 135 LPW
Continuous Dimming



Quick Ship

LWA-4UXH-40/8CT XE G4

Ordering Information

Example: LWA-4UXH-40/8CT XE G4 (XX)

LWA	4	UXH	40	8	CT	[Blank]	(XX)	[Blank]
Series	Form Factor	Lumen Package	Max Wattage	CRI	Color Temp¹	Input Voltage	Nominal Wattage	Dimming
LWA LED Commercial Wrap Luminaire	4 4'	UXH Factory Set	40	8 83+	CT Field Adjust. 3500K 4000K 5000K <small>*Utilize 3-way switch to select</small>	Blank 120V-277V	(XX) 40W/35W/30W <small>*Wattage Factory Set</small>	Blank 0-10V Continuous Dimming

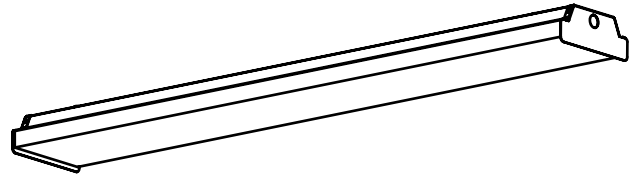
Options

Emergency Backup ¹	Controls	Designation
EM700 700lm EM1400 1400lm	OSDL/BT AleoBlue Wireless Bluetooth Occupancy Sensor WLC/BT Wireless Bluetooth Lighting Control Node OSDL/HF/IR Multi-Level High Frequency Occ Sensor IR Commissioning <small>*Will be supplied with side fixture-mounting sensor, unless specified</small>	BAA Buy American Act Compliant BABAA Build America, Buy America Act Compliant

Specifications and Dimensions subject to change without notice.

Performance Summary

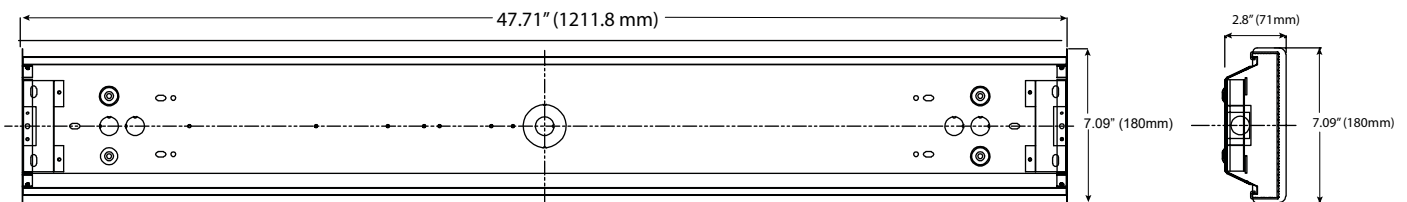
Input Voltage	120V-277V
Input Frequency	50/60 Hz
Rated Wattage	See Performance Table
Delivered Lumens	See Performance Table
Efficacy	> 135 LPW (typ.)
CRI	83+, R9 > 0
Available CCT ²	3500K/4000K/5000K
Color Consistency ²	5-step MacAdam Ellipse
Rated Life	75,000 hours
L70 ³	> 72,000 hours
Power Factor	> 0.9
THD	< 20%
Dimming	0-10V Continuous (10-100%)
Operating Temp.	-20°C to 50°C



Performance Data

Form Factor	Catalog No.	Rated Wattage (W)	3500K		4000K		5000K	
			Delivered Lumens (lm)	Efficacy (lm/W)	Delivered Lumens (lm)	Efficacy (lm/W)	Delivered Lumens (lm)	Efficacy (lm/W)
4'	LWA-4UXH-40/8CT XE G4	30	4260	142	4500	150	4290	143
		35	4795	137	5075	145	4830	138
		40	5400	135	5720	143	5440	136

Product Dimensions



DLC QPL Data

QPL Model No.	Product ID	Technical Req.	Classification	Primary Use
LWA-4UXH-40/8CT XE G4 (40) [-YYXX/ZZ]	S-FNMJVB	5.1	Standard	Direct Linear Ambient Luminaires
LWA-4UXH-40/8CT XE G4 (35) [-YYXX/ZZ]	S-VSUYFL	5.1	Standard	Direct Linear Ambient Luminaires
LWA-4UXH-40/8CT XE G4 (30) [-YYXX/ZZ]	S-W4TGPN	5.1	Standard	Direct Linear Ambient Luminaires

NOTES:

- IMPORTANT: THE BATTERY MUST BE RECHARGED EVERY THREE (3) MONTHS. IF NOT RECHARGED ACCORDINGLY, BATTERY MAY FAIL AND VOID WARRANTY
- Typical color consistency. May vary or be changed.
- L70 hours calculated based on LED package manufacturer LM80 report and ISTMT report of LED in luminaire. Stated values are for select catalog numbers. Contact manufacturer for detailed information

Specifications and Dimensions subject to change without notice.

BAA and BABAA Compliant



BAA - Buy America Act Compliant

Complies and Qualifies for projects requiring Buy America Act (BAA) compliant product

BABAA - Build America, Buy America Compliant

Complies and Qualifies for projects requiring Build America, Buy America Act (BABAA) compliant product

*Note: BAA and BABAA product will require lead times approximately ranging from 12-18 weeks. Contact your Aleo representative for more information



AleoBlue Wireless Bluetooth Controls

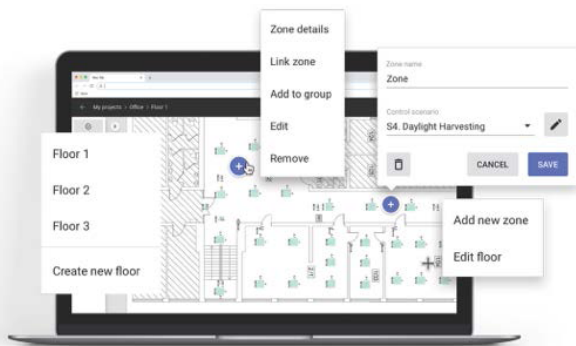


The AleoBlue is a complete solution for managing connected lighting systems using a Bluetooth Mesh lighting network. This enables seamless implementation of simple to complex lighting control scenarios without specialized training or lighting control engineering expertise.

DLC NLC Qualified.

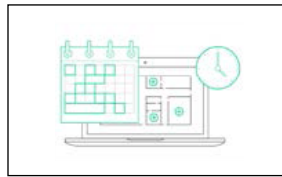
Features and Benefits

- Lighting Zones / Grouping
- Manual control of individual lights
- On Power up Behavior
- Zone Linking
- Vacancy Sensing
- Per fixture Daylight Control
- Per zone Daylight Control

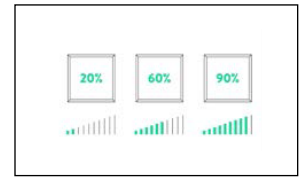


- Optimized Energy Consumption
- Less Hassle with On-Site Adjustments
- More Savings
- Increased Safety
- More Flexibility

Scheduling



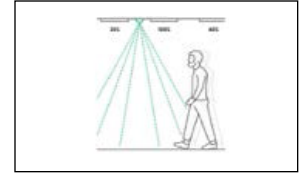
High and Low End Trim



Scenes



Occupancy Sensing



- Intuitive and user-friendly web and iOS apps
- No specialized training or lighting control expertise required
- Optimized for commercial spaces of any size
- No additional wiring or central control box
- Customizable lighting control parameters
- Future proof with Software Updates
- Multiple Zone Configurable
- Built-In Scenarios + Customization

Bluetooth Mesh Technology Advantages



The fastest low-power communication



Scalability to thousands of devices



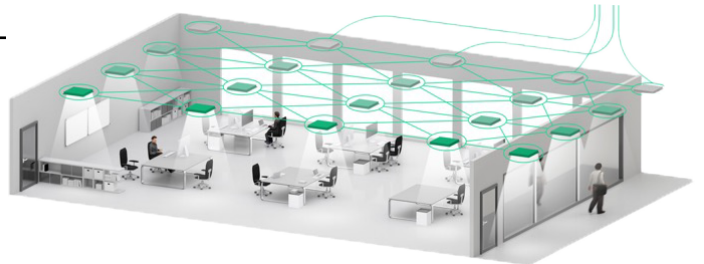
The most advanced encryption standards as well as the cutting-edge device authentication

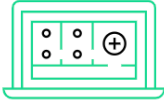


No single point of failure (no central device)




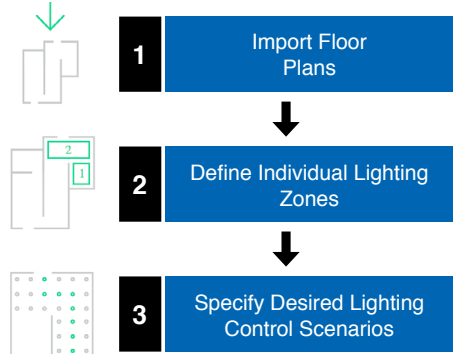
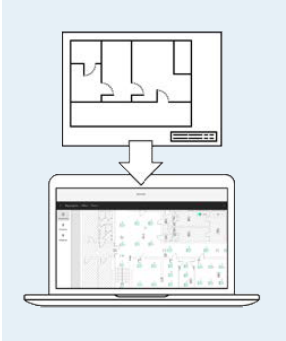
Compatibility with a widely available devices (smart phones & tablets – both with Bluetooth 4.0 and Bluetooth 5)





Planning

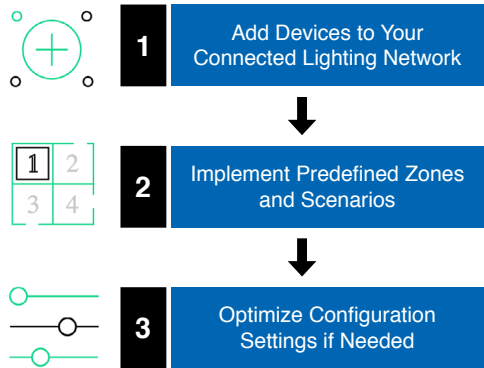
Remote preparation of a retrofit project with the use of our web app. Uploading floor plans, defining individual lighting zones and choosing lighting control scenarios.



Implementation

Adding lighting devices to the Bluetooth mesh network on-site with the use of an iOS app.


Customization and calibration of lighting control parameters during and after the commissioning process. Defining scenes for specific working activities.



Provisioning / Configurations

The Bluetooth mesh Node is in the Unprovisioned Mode until it is provisioned by a "Provisioner", which typically is a smart phone with a Bluetooth mesh compatible app.

Ordering Information



Wireless Bluetooth Occupancy Sensor
Model: -OSDL/BT



Wireless Bluetooth Lighting Control Node
Model: -WLC/BT



EnOcean BLE Single-Rocker Switch
Model: ESRPB



EnOcean BLE Double-Rocker Switch
Model: EDRPB



Wireless, AC Powered, Ceiling-Mount Occ. Sensor
Model: CM-AC-OS/BT

Specifications and Dimensions subject to change without notice.

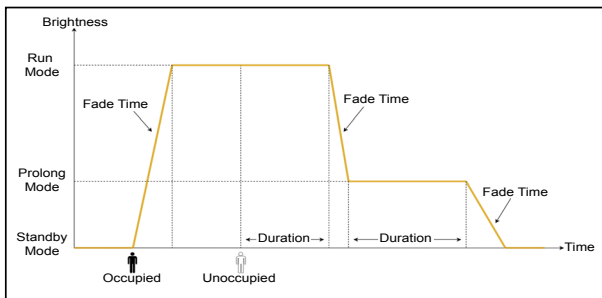
Lighting Control Scenarios

Multiple lighting control scenarios are available once the Bluetooth mesh Node is provisioned. At each scenario, duration, fade time and target brightness can be configured at any time with the iOS app.

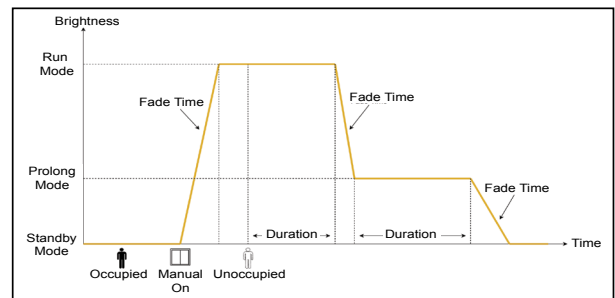


Mode / Scenario	Wireless Switch	Occupancy Sensor	Ambient Light Sensor
Unprovisioned Mode	-	-	-
Switch	On / Off / Scenes	-	-
Occupancy	On / Off / Scenes	Auto On / Off	-
Vacancy	On / Off / Scenes	Auto Off	-
Occupancy with Daylight Harvesting	On / Off / Scenes	Auto On / Off	Enabled
Vacancy with Daylight Harvesting	On / Off / Scenes	Auto Off	Enabled

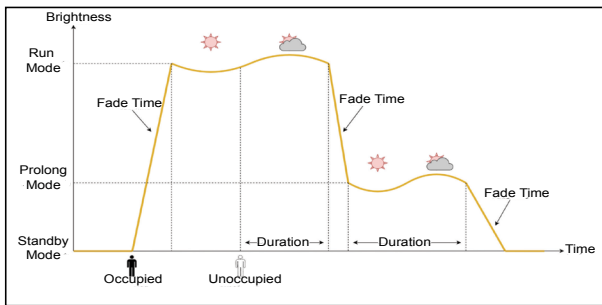
Occupancy Scenario



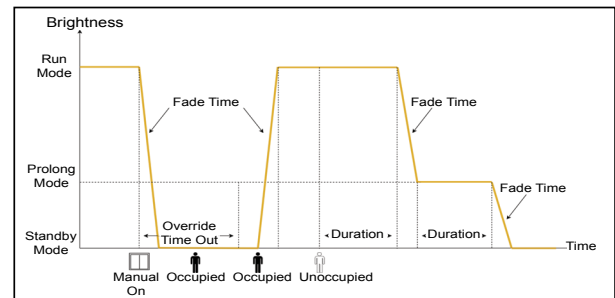
Vacancy Scenario



Occupancy Scenario - with Daylight Harvesting



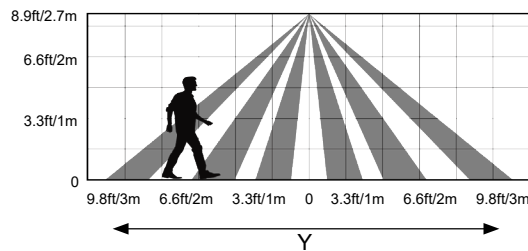
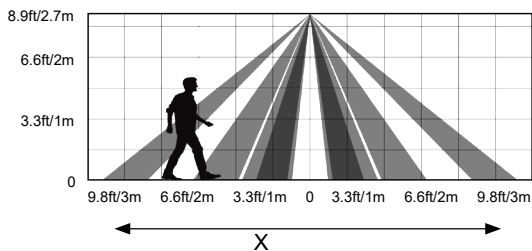
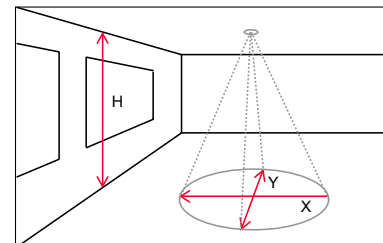
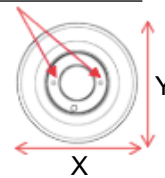
Occupancy Scenario with Manual Override



Occupancy Detection Pattern

H	X	Y
7.9' (2.4m)	16.4' (5.0m)	16.4' (5.0m)
8.9' (2.7m)	18.4' (5.6m)	18.4' (5.6m)
9.8' (3.0m)	20.3' (6.2m)	20.3' (6.2m)

Orientation Indicators



© 2024 Aleo Lighting, Inc. All rights reserved. For informational purposes only. Reproduction in whole or part is prohibited without prior written consent of the copyright owner. The information presented in this document does not form part of any quotation or contract, is believed to be accurate and reliable and may be changed without notice. No liability will be accepted by the publisher for any consequences of its use. Aleo Lighting reserves the rights make changes in specification at any time without notice.

Aleo Lighting, Inc.
 www.aleolighting.com
 10988 Bloomfield Ave.
 Santa Fe Springs, CA 90670
 Ph: 877-358-8825

aleo™
 LED LIGHTING